

## FnB Release Note 5.0.24.137

### Bug Fixes:

ID	Description
6307	Set Meal barcode allow to save duplicate
6351	Change Table check session lock issue
6497	Disable expression mode at "Report Design"

### Enhancement:

ID	Description
3599	Added FNB Audit Trail Report at Back-end and F&B Front-end
3797	Add widget for POS in back-end
6330	Support F.o.C function in F&B

*Document Prepared by Edwin*

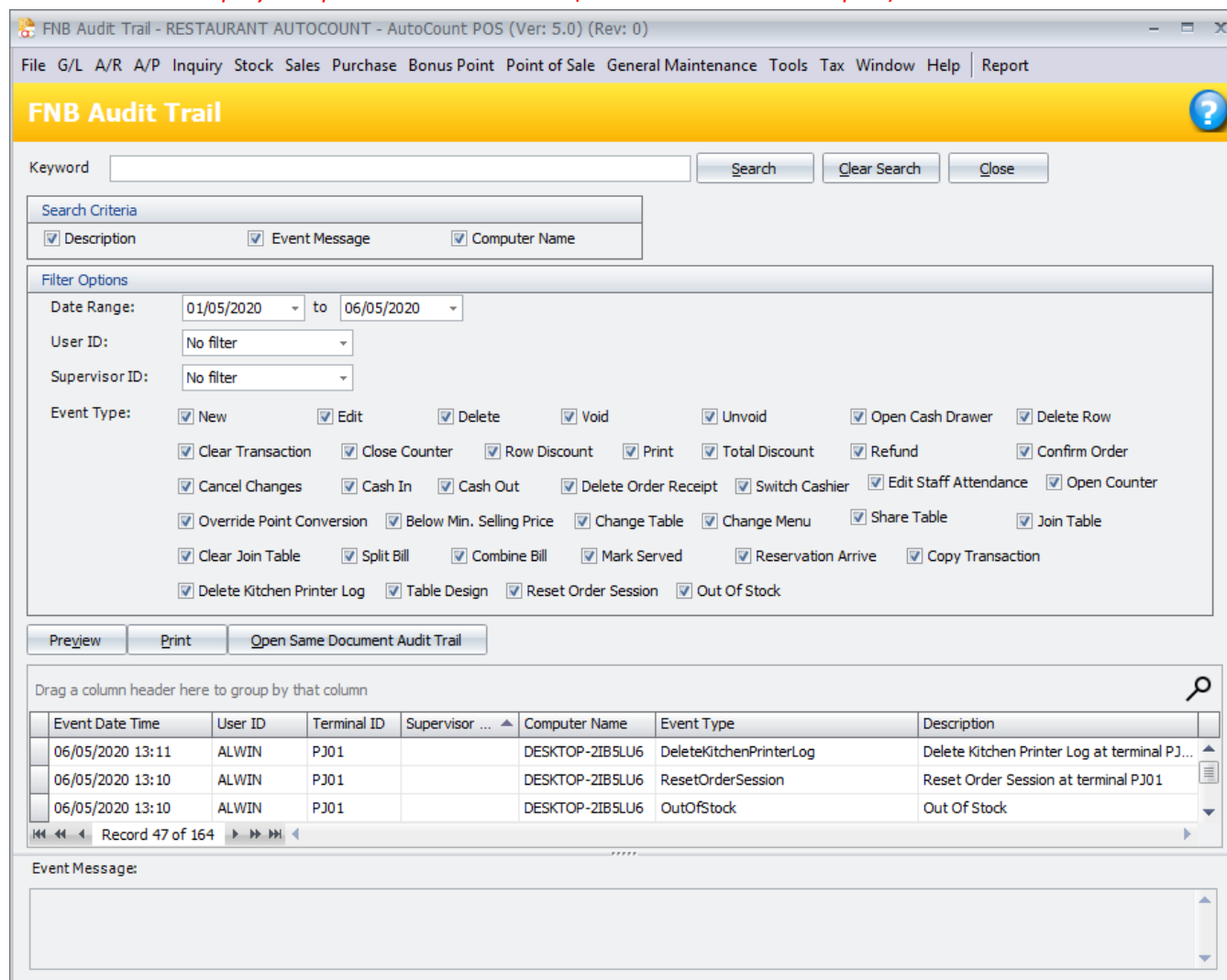
*Last Modified 12<sup>th</sup> May 2020*

## Highlights of Changes in 5.0.24.137

### ID: 3599 Added FNB Audit Trail report at Back-end and F&B Front-end

FNB Audit Trail report is to keep track activities such as Change Table, Delete Row, Edit Qty, Combine Bill, Share Table and etc done by users in F&B system. Audit Trail Report are now available in Back-end and F&B Front-end.

You can access this function at back-end *POS > Miscellaneous Report > FNB Audit Trail* and F&B front-end at *More Function > Inquiry > Reports > FNB Audit Trail (Under Miscellaneous Report)*



**FNB Audit Trail - RESTAURANT AUTOCOUNT - AutoCount POS (Ver: 5.0) (Rev: 0)**

File G/L A/R A/P Inquiry Stock Sales Purchase Bonus Point Point of Sale General Maintenance Tools Tax Window Help Report

**FNB Audit Trail**

Keyword:  Search Clear Search Close

**Search Criteria**

☒ Description ☒ Event Message ☒ Computer Name

**Filter Options**

Date Range: 01/05/2020 to 06/05/2020

User ID: No filter

Supervisor ID: No filter

Event Type:

☒ New ☒ Edit ☒ Delete ☒ Void ☒ Unvoid ☒ Open Cash Drawer ☒ Delete Row

☒ Clear Transaction ☒ Close Counter ☒ Row Discount ☒ Print ☒ Total Discount ☒ Refund ☒ Confirm Order

☒ Cancel Changes ☒ Cash In ☒ Cash Out ☒ Delete Order Receipt ☒ Switch Cashier ☒ Edit Staff Attendance ☒ Open Counter

☒ Override Point Conversion ☒ Below Min. Selling Price ☒ Change Table ☒ Change Menu ☒ Share Table ☒ Join Table

☒ Clear Join Table ☒ Split Bill ☒ Combine Bill ☒ Mark Served ☒ Reservation Arrive ☒ Copy Transaction

☒ Delete Kitchen Printer Log ☒ Table Design ☒ Reset Order Session ☒ Out Of Stock

Preview Print Open Same Document Audit Trail

Drag a column header here to group by that column

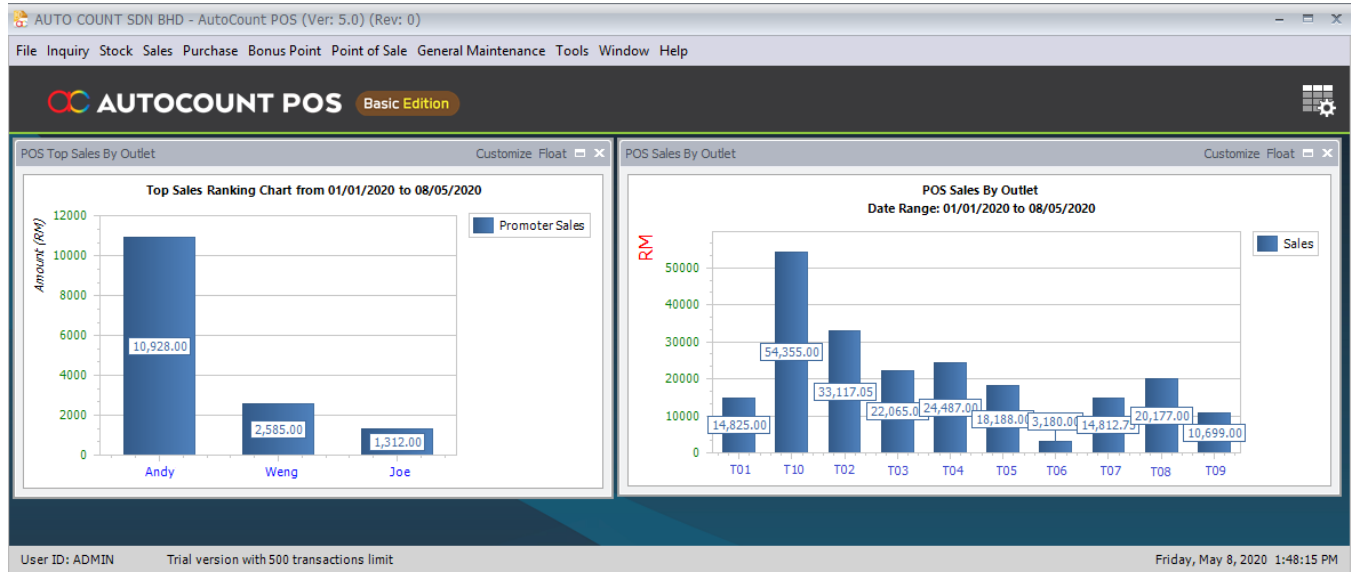
Event Date Time	User ID	Terminal ID	Supervisor ...	Computer Name	Event Type	Description
06/05/2020 13:11	ALWIN	PJ01		DESKTOP-2IB5LU6	DeleteKitchenPrinterLog	Delete Kitchen Printer Log at terminal PJ...
06/05/2020 13:10	ALWIN	PJ01		DESKTOP-2IB5LU6	ResetOrderSession	Reset Order Session at terminal PJ01
06/05/2020 13:10	ALWIN	PJ01		DESKTOP-2IB5LU6	OutOfStock	Out Of Stock

Record 47 of 164

Event Message:

### ID: 3797 Added POS Widget in Back-end

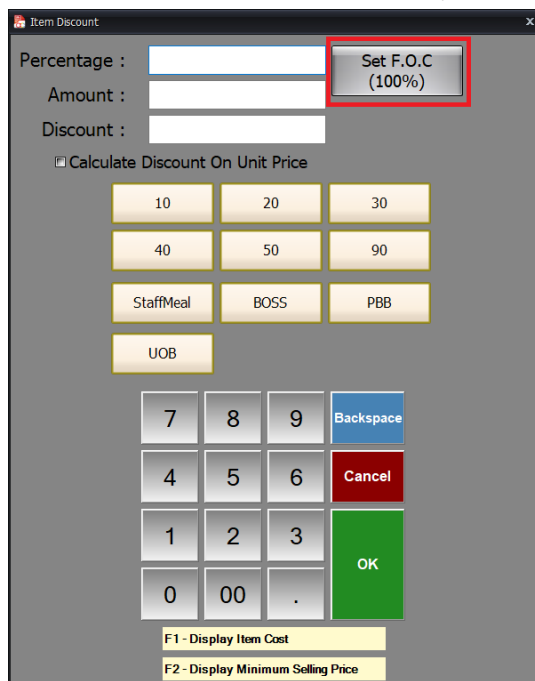
POS Widget is now available at Back-end. You can add this function to Back-end Main screen from **Widget Settings > Add > POS Sales By Outlet / POS Top Sales By Outlet**.



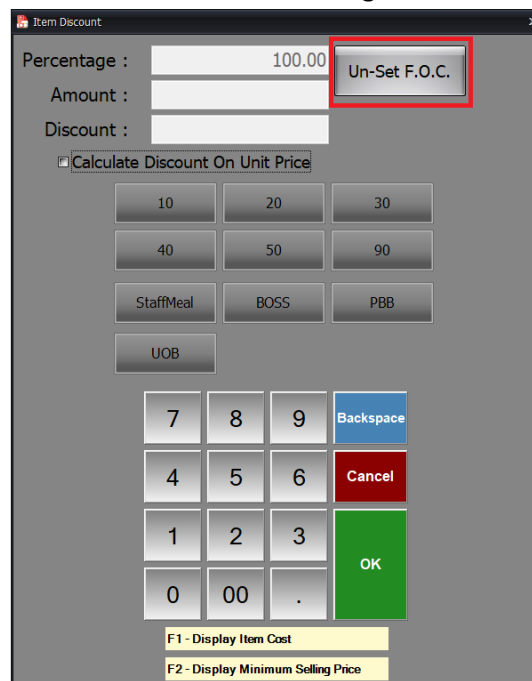
### ID: 6330 Support Set F.o.C function in F&B

Set F.O.C function is now available at F&B. In front-end, when you **select on specific item > Row Discount > Set F.O.C (100%)** system will treat it as 100% discount. After Set F.O.C (100%) and user changed their mind not to give as F.O.C, then user can **select on specific item > Row Discount > Un-Set F.O.C**.

**\*\*Note:** In order to use this function, users are required to have “Set F.O.C” access right.



The screenshot shows the 'Item Discount' dialog box. The 'Percentage' field is set to 100.00. The 'Amount' and 'Discount' fields are empty. The 'Calculate Discount On Unit Price' checkbox is checked. Below the fields are several buttons: 10, 20, 30, 40, 50, 90, StaffMeal, BOSS, PBB, UOB, 7, 8, 9, Backspace, 4, 5, 6, Cancel, 1, 2, 3, OK, 0, 00, ., and F1 - Display Item Cost, F2 - Display Minimum Selling Price. The 'Set F.O.C (100%)' button is highlighted with a red box.



The screenshot shows the 'Item Discount' dialog box. The 'Percentage' field is set to 100.00. The 'Amount' and 'Discount' fields are empty. The 'Calculate Discount On Unit Price' checkbox is checked. Below the fields are several buttons: 10, 20, 30, 40, 50, 90, StaffMeal, BOSS, PBB, UOB, 7, 8, 9, Backspace, 4, 5, 6, Cancel, 1, 2, 3, OK, 0, 00, ., and F1 - Display Item Cost, F2 - Display Minimum Selling Price. The 'Un-Set F.O.C.' button is highlighted with a red box.